



VINYL COLOURS

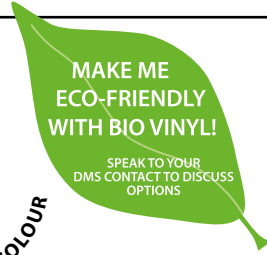
Filter by:

PLEASE NOTE: ALL COLOURS AND NAMES ARE FOR REFERENCE ONLY AND DO NOT GUARANTEE AN EXACT MATCH

**SPECIAL COLOURS** *ask your account manager for a price - prices vary*

**NEON COLOURS** *ask your account manager for a price*

Please be aware of potential audio problems if ordering #15 Heart of Glass (ultra clear), #17 Slade Boot Silver and #18 Gold Digger. There is a risk that problems such as audible clicks will be present on the final pressed vinyl. The reason for this is down to the compound material. Much of the time these issues can be disguised by the music but we cannot guarantee this until the records are actually pressed. It is a small risk but can happen and it is your risk to take.



SPLATTER

HALF & HALF

COLOUR IN COLOUR

SIDE A/B

TRI COLOUR

QUAD

TWISTED STRIPE

SMOKE

MARBLE

INSOMNIA

STARBURST

ECO MIX OPTIONS

CORNETTO

DD GALAXY

SPINNER

TRIPLE BUTTONS

MOON PHASE

BUTTERFLY

COMBO EFFECTS



Works beautifully



Production limitations. Please contact your Account Manager for more info



Not available



## VINYL EFFECTS - #9 MARBLE OPTIONS - MB BLENDS

---

This collection of colour combinations are all tested and ready to go. Scroll through to the next page for Deluxe colour combos. Hover over thumbnails to enlarge.

MB01 Sky



VINYL EFFECTS - #9 MARBLE OPTIONS - DELUXE MD BLENDS


---

These deluxe combinations are subject to colour testing. Hover over thumbnails to enlarge.

MD05 Golden Pearl




**LUCKY DIP**



Eco-mix vinyl is pressed using 100% recycled compound, made from leftover materials from other pressings. Specific colours cannot be requested and the final colour of your records will depend entirely on the mix of compound colours available at the time. The range of colours can vary from bright reds, blues and yellows to dark greens and browns. Think back to your childhood and the colours achieved when you mashed playdoh together or mixed several paint colours with one brush. One of the most appealing factors of this option, aside from being more eco-friendly and cheaper, is that each record is totally unique with a marbling effect and colours that can change across the pressing run.

**ECO COLOUR CHOICE**



If you prefer to have more choice about your eco mix colour, for a bit extra you can opt to have your records pressed within the above colour families. They may be opaque, or may be translucent. The images above are approximate examples, and colour of the final records depend on the mix of recycled chips/scrap in stock at the time and so cannot be controlled. There may be colour changes across a run of records. Solid, plain black made with recycled vinyl is also available.



PICTURE DISCS

Have your artwork encased in a classic picture disc



SCREEN PRINTED

If you only have one side of audio for your records, it is possible to have the other side left as a shiny, mirrored finish with a screen printed design



ACID ETCHED

Another option for single sided records is acid etching for a subtle but interesting effect



SHAPED RECORDS

Each custom shaped vinyl is a unique product, and so we will work with you to bring your design idea to life



SHAPED PICTURE DISCS

Take your shaped vinyl idea one step further and make it a shaped picture disc!



UV PRINTED RECORDS

Another option for single sided records is to leave the other side as a shiny, mirrored finish with a UV printed design

**EFFECT #1 - SPECKLES/SPLATTERS**

The base colour can be either solid or transparent, however for best results the splatters should generally be chosen from one of the solid colours. You can use up to 3 splatter colours. Unfortunately, this is not available on heavy weight 7". Black and dark solid colours as the base can absorb splatter colours and for best results use a transparent base. Please note that speckles can appear on top of the label artwork, obscuring it slightly, the tolerance is 100mm<sup>2</sup> total surface area affected, providing text is still legible.

**EFFECT #2 - HALF / HALF**

This effect can be made from a combination of both transparent and solid colours. Great for split releases. The best combinations are two contrasting opaque, or two contrasting transparent colours. However most combinations should work well, so please discuss with your account manager. Please be aware, on rare occasions there can be a sound quality disparity as playback crosses one colour to the other.

**EFFECT #3 - COLOUR IN COLOUR**

Another two colour effect. This option produces a totally random effect on each side of the record. Please be aware that we cannot guarantee that both colours will be visible on both sides of the record. Also note that darker colours can dominate lighter colours, so we recommend making the darker one the small central one. It is best to use a transparent colour for the outside and a solid colour for the inside. If you opt for two solid colours, the results are not guaranteed and could end up looking like side A/B effect. This effect is not available for 7" vinyl, unless you use a specifically smaller centre label, otherwise the effect can be hidden under the standard sized labels.

**EFFECT #4 - SIDE A/SIDE B**

Also known as swirl, merge or mix. Along with splatters, this is by far the most popular effect and gives a totally unique appearance for every single pressing. We generally advise that colours are chosen from the solid range, but some transparent colours do work too! If using this effect for 7" vinyl, we would recommend using smaller centre labels to ensure the effect is as visible as possible.

**EFFECT #5 - TRI-COLOUR (120° Segments or stripes)**

Also known as swirl, merge or mix. Along with splatters, this is by far the most popular effect and gives a totally unique appearance for every single pressing. We generally advise that contrasting colours are chosen from the solid range, but some transparent colours do work too! If using this effect for 7" vinyl, we would recommend using smaller centre labels to ensure the effect is as visible as possible.

**EFFECT #6 - QUAD**

This effect uses two or three colours to create four segments around the vinyl. This type of record can be made from any combination of both solid and transparent colours. Again, on rare occasions there may be a sound quality disparity as playback crosses one colour to the other. If choosing 3 colours, please specify the order and which colour will be used twice. Colours can merge at the transition. This effect can cause fine cracks or wrinkles to form on the label at the point of colour transition. Not possible to add splatters.

**EFFECT #7 - TWISTED STRIPE**

An interesting and diverse effect, made by laying a twisted snake like puck across any base colour. It is recommended to use contrasting solid colours to make the effect stand out as much as possible, and the size of the central stripe is dependent on the combination of colours used. It is not recommended to use a solid base with transparent twist as the twist may not be visible on both sides of the record. The effect may not always look like a small stripe across the record as some combinations of colours will create larger, morphing and entangled shapes as the various colours cross each other. Not possible to add splatters. Available on 12" only.

**EFFECT #8 - SMOKE**

Choosing a transparent base with black will produce this smoke effect. Other colour combinations can work, but we would recommend using galaxy or marble effect. For added splatters, please see #10 Insomnia.

**EFFECT #9 - MARBLE**

A set range of colour combinations are available to produce this effect. Other colour combinations are possible to request, so please check with your account manager to see if the combination you would like is possible. For added splatters, please see #10 Insomnia. For similar effects please see smoke or galaxy. Available on 12" only.

**EFFECT #10 - INSOMNIA**

This effect is made by adding splatters to smoke or marble to create this Insomnia effect!

**EFFECT #11 - STARBURST**

Similar in outcome to side the A/B effect or colour in colour, this effect is made by placing 3 pucks on top of each other. It is possible to use combinations of solid and transparent colours, but we generally advise solid contrasting colours to ensure all are as visible as possible. Tip: Use a combination of primary colours which can mix to make even more colours. This effect is not available for 7" vinyl, unless you specifically use smaller central labels. Not possible to add splatters.

**EFFECT #12 - ECO MIX / LUCKY DIP**

Lucky Dip - For those on a budget and/or who wish to minimise ecological impact, for the same price as black vinyl you can have a completely Lucky Dip vinyl colour made using recycled materials! What colour will it be? It's impossible to say. You cannot request a specific colour and we cannot predict it before it arrives on your doorstep! But we can tell you that the results are unique, not to mention eco-friendly!  
Eco Colour Choice - If you would prefer to have a little bit more control over colour, for an extra cost you can choose to have your eco records pressed in the following colour families: Reds, Blues, Greens, Yellows, Lavenders or Greys.

**EFFECT #13 - CORNETTO**

This effect can have up to six wedges. For best results, we recommend a solid base colour plus solid wedge colours, or a transparent base colour with transparent wedges though a contrasting darker solid will work too. We generally do not recommend choosing a solid base colour with transparent wedge colours. Please be aware that the effect might only be visible on one side, and the other side will be random and unpredictable. If you choose a transparent base colour plus a solid wedge colour, the solid colour may flood the transparent colour, especially if having five or six wedges. Not possible to add splatters.

**EFFECT #14 - GALAXY**

Very similar to our Marble/Smoke effect, except with deeper colour diffusion due to increased composite ratios used during production. It is not possible to have splatters on top of this effect; two or three colours can be used though, and we advise contrasting colours for best results. We do not recommend using a combination of transparent colours. Not possible to add splatters. Available on 12" only.

**EFFECT #15 - SPINNER**

A similar effect to Cornetto, here you will see three spokes which works best with a combination of a lighter and darker colour; we advise a transparent base colour with solid or transparent spokes. If two solid colours are used, the effect will not be visible enough from both sides. You can add up to two splatters to the second colour (not the base colour). Available on 12" only.

**EFFECT #16 - TRIPLE-BUTTONS**

Yet another two colour effect that again works best as a combination of a lighter colour and a contrasting darker colour. The best colour combination to use is a transparent base with a solid middle colour. It can also work with two transparent colours but it is important to use contrasting colours. It is not recommended to use a solid base and transparent middle colour. Not possible to add splatters. Available on 12" only.

**EFFECT #17 - MOON PHASE**

The final two colour effect that yet again works best as a combination of a lighter colour and contrasting darker colour; this one can also be adorned with additional splatter colours. It is not recommended to use a solid body colour with transparent moons, or a solid base colour and solid moons, as the effect will not be visible enough from both sides. Available on 12" only.

**EFFECT #18 - BUTTERFLY**

Last of the three colour effects, it is essentially very similar to Quad, but with a thinner bulging centre to give the impression of wings. A combination of solid and transparent colours can be used, we recommend a light transparent base colour (body), with a darker second colour (wings). It is not recommended to use a solid body colour with transparent wings, as the effect may not be visible from both sides. You can have a maximum of two splatter colours added to the second colour (not the base colour). Available on 12" only.

**EFFECT #19 - GLOW IN THE DARK**

Glow in the dark (GID) vinyl is available as a #14 or #15 clear base with added GID pigment. The GID pigment is a powder that turns the clear records milky white in the daylight, with a green glow in the dark. When viewed against the light, it is possible to observe a lack of colour spill which is caused by the luminous pigment. Added splatters are possible on this effect.

**EFFECT #20 - CLOUDY**

The cloudy effect offers a liquid like feel, which is created by merging a clear compound with two other colours (transparent ones work best). The first additional colour determines the overall colour of the record and the second colour determines the cloudy look. Please discuss the combination of colours carefully with your account manager. Added splatters are possible on this effect.

**EFFECT #21 - GLITTER**

Add some sparkle to your life with glitter vinyl! Little shiny, silver speckles can be added to any colour vinyl, although transparent works best. Added splatters are possible on this effect. Glitter may cause additional audio pops or crackles.

**EFFECT #22 - NUGGET**

The nugget effect adds a very special liquid-like metallic shine to your records. Currently only available in gold, but other colours may be available subject to testin. Contact your account manager to discuss. Not possible to add splatters.

**EFFECT #23 - RIPPLE**

Ripple effect is made in a similar way to colour in colour vinyl. This effect can be made using 2 or 3 colours. Not possible to add splatters.

**EFFECT DISCLAIMER**

Sadly, there can always be audible issues on coloured vinyl with effects. Compared to black and frosted clear vinyl the colour compounds do have a degrading effect on audio quality and effects can cause audible clicks or pops and added hiss/surface noise. Sometimes it can be the specific combination of certain colours and effects that cause issues and it is not possible for us to know until the records are pressed, unless we have done that specific combination before. Because of the nature of coloured vinyl compounds homogenous or heterogeneous structure, in cases of multicoloured configurations the combinations of different types of coloured compound can mean the audio quality may be affected in random and unpredictable ways, this may also vary across an entire run. If in any doubt we recommend black vinyl for optimum sound quality.